


Set C Handbook

GOD AND ME SERIES



Written by Carole Leah

Illustrated by Floyd Yamyamin

Contents

Introduction	3
Overview of Diamond Books	3
The Development of Set C	4
Special Features	5
Reading, Writing and Grammar	6
Bible Memory Verses and Bible Facts	7
Vocabulary List of New Words	8
Use of Flashcards and Games	8
A Diamond to Colour – a reading record	9
Acknowledgement, Dedication, References and Contact Details	10
Phonic Blends Poster	11
Flashcards of New Words and simple letter blends:	
Book 1	12
Book 2	13
Book 3	14
Book 4	15
Book 5	16
Book 6	17
Book 7	18
Book 8	19

Introduction

Designed to help 3–9 year olds, Diamond Books comprises several series of books to suit a child's growing ability to read. They are each biblically-based, enabling children to connect with God, who created and loves them, while developing their reading skills. In this unique project, young children are able to read these delightful books for themselves.

There is a Bible memory verse near the end of each book, with an original photograph to enhance the meaning of it. Many of these verses can bring comfort to children who may be struggling with various issues in life.

The name 'Diamond Books' came about through prayer with several people. One person had a Scripture about an open door in heaven. Another had a picture of little diamonds pouring out of the open door and finding settings on the earth. We sensed that the diamonds were books and the settings the hearts of children who on responding to the truths found in the books would one day actually go through the open door themselves! Hence the name, 'Diamond Books'. So, this project is primarily a ministry for children.

A total of 101 books have been written, which are accessed through 11 boxed sets for seven age groups. Currently three of these sets have been published, including this Set C series. Supplementary materials are also available. Most of these can be downloaded from the website.



Overview of Diamond Books

KEY STAGE	SET	SUBJECT OF SET	AGE GROUP	NO. OF BOOKS
1	A	Creation	3–4s (for reading to)	8
1	B (1–8)	Jesus (who he is)	4–5s (independent)	8
1	B (9–16)	Jesus (what he did)	4–5s (paired reading)	
1	C	God and Me	4–5s (independent)	8
1	D	People God Cared For	5–6s (independent)	6
1	E	A Nation God Cared For	5–6s (independent)	6
1	F	Special People	6–7s (independent)	16
1 and 2	G	Jesus the Hero	7+ struggling readers	16
2	H	The Miracle Worker	7–8s (independent)	8
2	I	Christians in Action	7–8s (independent)	6
2	J	Winners	8–9s (independent)	9
2	K	The King	8–9s (independent)	2

Each age group is identified by a different rainbow colour on the Diamond Books logos, on the book covers, on the box and on the additional resources (including the downloadable ones on the website).

Purchase available titles at diamondbooks.org.uk

The Development of Set C – God and Me

Set C of Diamond Books is comprised of eight books to help 4–5 year olds to read on their own. Based on Psalms 23 and 139, the books major on God’s interaction with a child. They can be very personal books for a child, who is enabled to learn all about the beauty and wonder of knowing the God who loves and cares for them.

The truths taught in Set C are hugely foundational and form the basis for other books. These books also provide a fun element, with the contemporary characters that have been seen in Sets A and B taking centre stage.

The concept and writing of the first draft of the ‘God and Me’ series was all developed in one week! The idea of making a personal set of books for 4–5 year olds really sparked in me a desire for young children to get to know their heavenly Father well.

The titles of the books came easily, but choosing the vocabulary and what phonic emphases to share proved a challenge. As the Bible and indeed the English language are not comprised of purely phonic words, the sight words used have been selected carefully for 4 and 5 year olds to engage with. Some of the words used are familiar and are found in other contemporary reading books as well as in previous sets of Diamond Books.

This particular series is for young children to read more than once, so that they can really absorb the truths behind the difficult words and concepts. I wanted young children to learn about important aspects of the Christian faith without making it complicated. I felt that, as Jesus advocated childlike faith, we can confidently encourage young children to trust what they read about God in the Bible.

The wonderful, lively images in these books have been created by Floyd Yamyamin, who also beautifully illustrated all the books in Set B: The Jesus Series.

May each child enjoy reading these books and come closer to God who cares for each and every child.

Carole Leah



Special Features



This set of books focuses on a group of **contemporary characters** who grow up in the series of Diamond Books, so that a child can identify with them.



There is a **balance of phonic and sight words**, the main emphasis being on the blending of letters to form simple words. Practice in this, helped by familiarity from other reading books, repetition of new words and playing word games (see pages 8, 12–19) consolidates the reading process. The phonics, together with some challenging sight words, can likewise be learned through the word games, preferably before a child attempts to read a book.



Bold and **fun illustrations** help children to become aware of how, in diverse ways, in everyday life, God is always at hand. Artist Floyd Yamyamin has captured the personalities of these very different children.



Knowing God personally is encouraged by showing and explaining the various ways in which God relates to a child.



Reader-friendly fonts have been used throughout. The Sassoon Primary Type font has been used for the main texts of the books. It is reader-friendly for young children, with its slight slope. The Sassoon Primary Infant font has been used to aid writing skills as it is more upright. This font has been used on the images on the inside front covers of the books, on the Phonic Blends poster (p11) and on the downloadable Activity Practice sheets found on the website.



A Bible Memory Verse with its reference appears in each book for a child to learn and recall. These verses have been chosen to fit with the theme of each book, reinforcing a child's understanding of how God loves and cares for them.



Activity Practice Sheets downloadable from the website, facilitate and consolidate a child's ability to blend letters to make simple words. We intend these exercises to be fun to do!



Song Sheets and Audio Files featuring original songs, written by music teacher Judith Queripel to link with the Set C books, can also be downloaded from the Diamond Books website.

Reading, Writing and Grammar



There are 21 consonant letters and 5 vowel letters in the alphabet. The letters above and below show the consonants in black with the vowel letters highlighted in orange.

A sentence always starts with a capital letter.

A sentence usually ends with a full stop.



Bible Memory Verses

Training a child in the right ways to live is vital. Speaking aloud and memorising key verses from the Bible are very important as children develop faith. As the writer of Proverbs said, **“Train a child in the way he should go. When he is old he will not turn away from it”** (Proverbs 22:6). King David said to God, **“I have stored up your word in my heart, that I might not sin against you”** (Psalm 119:11). Encouraging children to memorise Scripture can benefit them throughout their lives.

On page 16 of each book we have a Bible memory verse connected with the book’s theme, to learn along with its reference. Each has been specially chosen to minister to a child’s heart and bring them closer to God, as they read, for example, **“You see everything I do”** (Psalm 119:168) and **“He hears me when I call to him”** (Psalm 4:3). All direct Bible quotations are highlighted in bold

type throughout Diamond Books, and we have used several versions of the Bible, for ease of learning. Memorising can be done in a creative and enjoyable way, e.g:

- Use a fun musical jingle. King David wrote most of the psalms in the Bible. He sang many of them as he played his harp, so the children can copy him by singing the memory verse psalms!
- Read aloud the verse and reference to a child. Then read it aloud together. Then take short phrases to learn a bit at a time, until the whole verse and its reference can be remembered. Make it fun!
- The verse and reference can be written out in large letters, then cut up between the words to form a jigsaw that can be put together and the words learned.
- Each word in the verse and its reference can be written in large letters on separate pieces of

paper or card and used with a group of children. The children have to decide how to put the words in the right order on the floor (e.g. at Sunday School or a Holiday Club). Then they can each hold one of the words as they stand in a line to show the whole verse.

- Most of the verses are from the book of Psalms – an unfamiliar word that’s particularly hard to read. The word ‘psalm’ doesn’t appear in the main text, only with the memory verses. You can introduce it by saying it and explaining its meaning – that it’s like a song, or a poem. Then help the child to recognise the look of the word, so they can learn to remember it. As they do so, they can also learn how to pronounce it correctly, with the silent ‘P’ and ‘l’ and the ‘ah’ sound in the middle. You can turn this into a game, too!

Bible Facts

(to share with children while reading each of the Set C books)

- 1 **The Bible shows us that God loves everyone in the world, loving us more than we think.**
- 2 **The Bible tells us that God created the whole world – as well as you and me.**
- 3 **The Bible teaches us that God is forgiving. He sees when we make mistakes or do wrong and will forgive us, if we are sorry and try to do better.**
- 4 **The Bible teaches us that God hears us and is near us when we cry.**
- 5 **The Bible gives us lots of good stories of people who did amazing things: Noah, Moses, David – most of all Jesus.**
- 6 **God uses the Bible to tell us how to choose right from wrong.**
- 7 **The Bible tells us that God is strong and powerful. So we can trust him to look after us when things are difficult.**
- 8 **The Bible teaches us that God will help us when we are scared, sad or need someone to talk to.**

Vocabulary List of New Words

Book 1	big, dad, Father, His, lot, Loves, Me, mum, my, so, time, our
Book 2	do, get, knows, Knows, made, pet, play, say, sit, what, when
Book 3	him, home, ill, in, Pip, run, school, sees, Sees
Book 4	fun, hear, hears, Hears, pray, sing
Book 5	All, clothes, food, gives, Gives, good, need
Book 6	as, church, much, talks, Talks
Book 7	after, After, cares, looks, Looks, park, rush, shop, shout
Book 8	have, helps, Helps, know, Then, think

One-third of all the new words in Set C are among those most frequently-used ones in the first 300 words of a child's reading vocabulary. These are also found in other early reading books. Some of these and other words are repeated from Set B: The Jesus Series, thus consolidating the recognition of words children have already read. There are many three-letter blending words among them and on the flashcard words on pages 12–19 and the Activity Practice Sheets, downloadable from the website.

New Words from Set C among the 300 most frequently-used words in early reading books

after	as	big	dad	do	get	good	have	him	in	know	made
much	mum	my	our	say	so	think	time	what	when		

The sight vocabulary words can be more easily learned through the playing of games and using flashcard words on a daily basis for a child to engage with them. A poster on page 11 shows the phonic emphases of Set C books and can be enlarged.

Use of Flashcards and Games

A child needs to know most of the words of a given book before they read it for themselves. If a child cannot easily read five or more words, delay the reading of the book and read it to them instead, pointing at each word. Then enjoy playing word games with them.

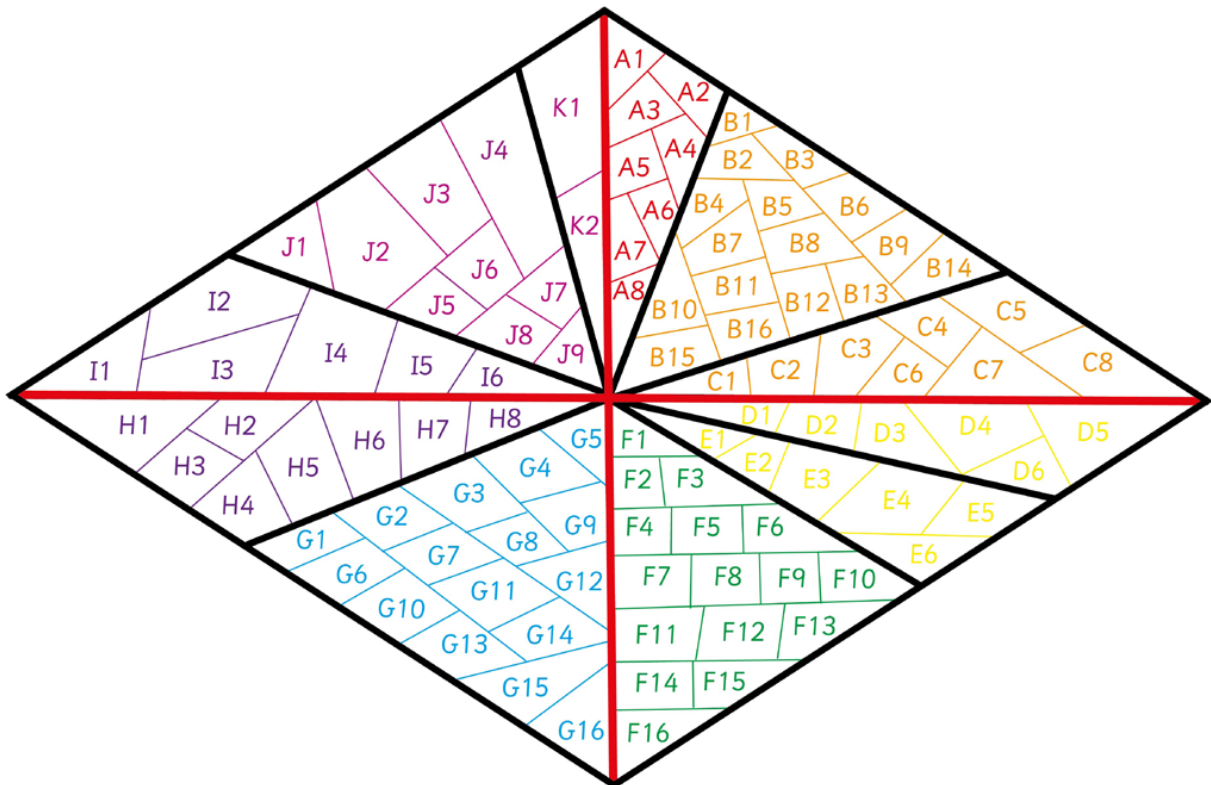
The flashcards shown on pages 12–19 of this handbook are of two types, black printed ones showing the new words of a book and orange ones showing simple practice words for blending.

- **'Snap'** uses all the flashcards of a particular book which can be duplicated a few times – these are all dealt out between two or more players. Without looking at any cards in the hands, each player in turn puts down a card, showing their word. If two consecutive words are the same, the first player to call out 'snap' takes all the cards in both piles. The one who eventually gets all the cards is the winner.
- **'Pairs'** uses duplicate flashcards of all the words of a given book which are placed face down. Two or more players pick up two flashcards, which if they are the same and can be read (even with help), they keep. The player with the most flashcards at the end is the winner.
- **'Kim's Game'** uses just the black printed words of a given book. They are placed together on a tray and read by a child. A cloth is then put over the words and one word is removed without the child seeing which one. When the tray of words is shown again, the child has to try to remember which word is missing. If successful, the child keeps the card. The child aims to get as many flashcards as possible. This game can be tried with just a few words at first until the child becomes more confident.

The letter of the series (C) and the number of a particular book are shown in the bottom right-hand corner of each flashcard so that words can be identified as first appearing in a given book (e.g. C3) or is a phonic letter-blend word associated first with that book.

A Diamond to Colour – a reading record

Name: _____



The photocopyable reading record, with the series colour and book number, is for use by an adult to identify books that have been read by a child.

Acknowledgements

Carole Leah became a Christian at a youth camp while reading a Gideon New Testament. As a specialist reading teacher, she was asked and felt called to write these books so that young children would learn about God while developing their reading skills.

Thanks again are hugely given to Floyd Yamyamin, the artist of this series who laboured so efficiently and well to produce all the characters of this set of books. Thanks are also due to Nigel Steele and Elizabeth McAsey, who have stayed with the vision with me for many long years and served practically in the honing and trialling processes. Maggie Allen has edited these books very proficiently and professionally, her skills shining through the many drafts to pummel them into shape.

Again, the most credit goes to Father God, who has been the Father Manager of this project and whose Son, the Lord Jesus Christ – Yeshua, Messiah – has been my constant companion on this journey of life through the workings of His Holy Spirit.

Dedication

Carole dedicates this set of books
to the late Thomas Wilson,
whose life was so sadly curtailed
but who lives on in these
books as 'Todd'.

Scripture References

Most Scripture references in this Handbook are from the Good News Translation®
(Today's English Version, Second Edition)

© 1976, 1992, 1994 published by American Bible Society. All rights reserved.

p.29: Proverbs 22:6 Scripture from the New International Reader's Version, published by
The International Bible Society (Biblica)

© 1995, 1996, 1998, 2014 by Biblica Inc®.

Used by permission. All rights reserved worldwide;

and Psalm 119:11 Scripture from The Holy Bible, English Standard Version (ESV)

© 2001 by Crossway.

Used by permission. All rights reserved worldwide.






diamondbooks.org.uk

Contact Details

Website: www.diamondbooks.org.uk
Email: sales@diamondbooks.org.uk
Facebook: www.facebook.com/DiamondBibleBks
Telephone: +44 (0)151 321 0325

Freelance Illustrator and Digital Artist
Floyd Ryan S. Yamyamin
Website: floydryanyamyamin.wixsite.com/somebody
Email: floydryanyamyamin@gmail.com
Instagram: [@floydryanyamyamin](https://www.instagram.com/floydryanyamyamin)
Telephone: +64 916 212 5247

Set C Phonic Blends



New Words and Phonic Blends for Book 1

big

dad

Father

His

lot

Loves

Me

mum

my

so

time

our

am

cat

had

sad

New Words and Phonic Blends for Book 2

do

get

knows

Knows

made

pet

play

say

sit

what

when

bed

men

peg

red

ten

New Words and Phonic Blends for Book 3

him

home

ill

in

Pip

run

school

sees

Sees

big

bin

zip

New Words and Phonic Blends for Book 4

fun

C4

hear

C4

hears

C4

Hears

C4

pray

C4

sing

C4

box

C4

dog

C4

God

C4

pot

C4

top

C4

Todd

C4

New Words and Phonic Blends for Book 5

All

c5

clothes

c5

food

c5

gives

c5

Gives

c5

good

c5

need

c5

fun

c5

Mum

c5

nut

c5

run

c5

us

c5

New Words and Phonic Blends for Book 6

as

church

much

talks

Talks

catch

chick

chill

chip

chop

Patch

such

New Words and Phonic Blends for Book 7

after

After

cares

looks

Looks

park

rush

shop

shout

shed

shepherd

ship

New Words and Phonic Blends for Book 8

have

c8

helps

c8

Helps

c8

know

c8

Then

c8

think

c8

bath

c8

that

c8

then

c8

this

c8

moth

c8

with

c8