

Activity 46

abc

**(Book 7)**


Look at pages 6-7 in Book 7. Name some of the flowers and trees.

On the activity sheet, name the items.

Use a pencil to go over the dotted words. Remember to start each letter at the big spot.

Copy the pictures by drawing them underneath.


Discuss child names. (Write each name on a card in yellow.) Use a pencil to go over the yellow letters. Make a dough/clay model of yourself. Put the name card beside it.



oak tree



daffodil



poppy

Activity 47

abc

123


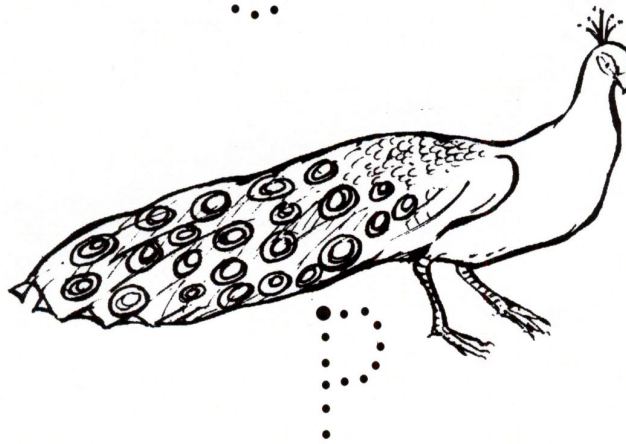


(Book 7)

Look at pages 10-11 in Book 7. Discuss the birds and animals.

On the activity sheet, identify the birds and animals.

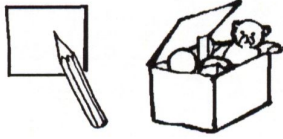
Talk about the initial letters of each. Use a pencil, to go over the dotted letters. Remember to start each letter at the big spot.

Count the birds. Count the animals. Ask, 'Are there more birds than animals?'



Activity 49

(Book 7) ¹⁶⁻¹⁷



Look at pages 16-19 in Book 7. Discuss people and clothes.

Look at a globe or atlas of the world. Locate homes of the people.

On the activity sheet, find the pictures that match the ticked box pictures. Put a tick in these.



Activity 50



(Book 7)


Look at Todd, Joy and Daniel throughout Book 7. Discuss the differences of the 3 characters.

Look in a mirror. Copy your face and draw it in the special frame.

Write the name of a child on the dotted line of the activity sheet (it can be written in yellow for copying over). Use a pencil to go over the yellow letters.

Emphasise throughout how special each child is.


Cut along the broken lines.



There is no-one else like

.....

I am special.


Activity 51**(Book 7)**

Look at pages 22-23 of Book 7. Ask, 'What kind actions did Todd, Joy and Joy's mum do for Daniel?' Discuss other kind actions, e.g., making cards for others.

On the activity sheet, cut along broken lines.

Glue paper onto card the same size.

Fold in half. Draw picture on front. Write inside (over yellow letters written by an adult). Put into an envelope and give to someone.



Activity 52



123



(Book 8)

Look at pages 4-5 of Book 8.

On the activity sheet, look for the numbers. Follow the colour code at the bottom of the sheet.

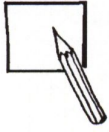
Colour the leaves green. Add own flowers.

Cut open a piece of fruit, e.g., apple, orange, lemon. Examine pips. Soak them in water for a day. Plant them in compost/good soil. Keep watered in a warm place. See them grow!



- 1 red
- 2 yellow
- 3 blue

Activity 53



123




(Book 8)

Look at the 2 big trees on pages 6-7 of Book 8.

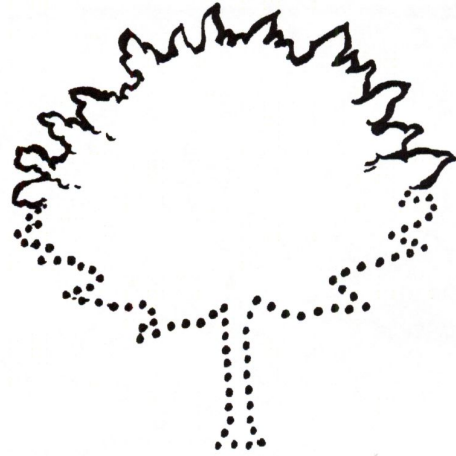
On the activity sheet, finish the trees going over the dots with a pencil.

Use a blue pencil crayon along the river from left to right many times.


Count all the trees on the activity sheet. Count your fingers and find 9.



left



right



Activity 54

(Book 8)




123

Look at the fruits on the trees in Book 8.


On the activity sheet (the top half) add one more fruit in each line of boxes to match the number.

At the bottom, find 2 the same along each line. Colour them in.


Name all the fruits.



3




4



5



6



Activity 55**(Book 8)**

Look at the pictures of Todd, Joy and Daniel in Book 8. Discuss the children's actions.

On the activity sheet, discuss the pictures and right and wrong.

Cut along the broken lines.

Sort the pictures into right and wrong actions.

Glue wrong pictures under the cross and right pictures under the tick.




Activity 56**123****(Book 8)**

Look at the snake on pages 10-11 in Book 8. On the activity sheet, compare these snakes with the book picture.

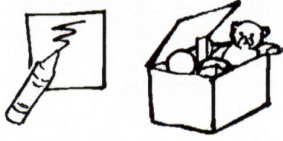
Explain about patterns. Draw various patterns on the snakes. One has been started.

Count the snakes. Write over the dotted 6 with a pencil. Remember to start it at the big spot.



Activity 57

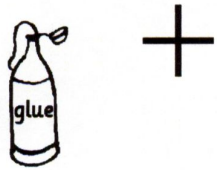
(Books 7 and 8)



Look at the clothes that people are wearing in Books 7 and 8. Ask, 'What clothes did God make for Adam and Eve?'



On the activity sheet, discuss and name the clothes. Use a crayon to join up the dots to complete them. Colour them in carefully.



Touch your own clothes. Say how they feel. Sort out a bundle of clothes into colours. Cut out magazine clothes pictures. Glue them onto some paper.



Activity 58**(Book 8)**

Look at page 19 of Book 8.

Discuss the 3 vegetables near the ground on the activity sheet. Copy and draw a line of each one, positioning them carefully.

Look at the pictures at the bottom. Put a cross on those that are not vegetables.

Colour all the vegetables.



egg



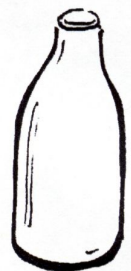
cheese



potato



peas




milk

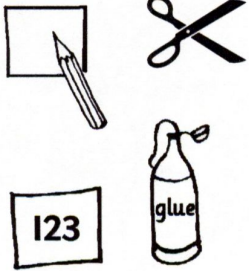
Activity 59**(Books 1-8)**

Look through all 8 books of Set A. Discuss what makes the children happy and sad.

On the activity sheet, draw in each balloon shape a happy and a sad picture for Todd, Joy and Daniel. Put an appropriate sad/happy face on each child.



Activity 60



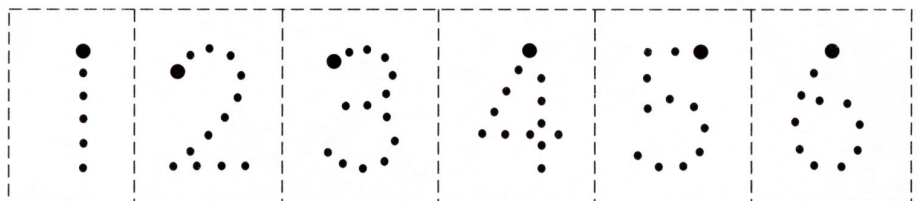





(Books 1-8)

Look at all 8 books of Set A. Discuss what God made on the 6 days of creation. Look at the activity sheet. Name the items that God made. Say which day he made them.

Use a pencil to go over the dotted numbers. Remember to start each number at the big spot.

Cut along the broken lines.


Glue the numbers next to the pictures that match the day when God made the various items.



Game 1

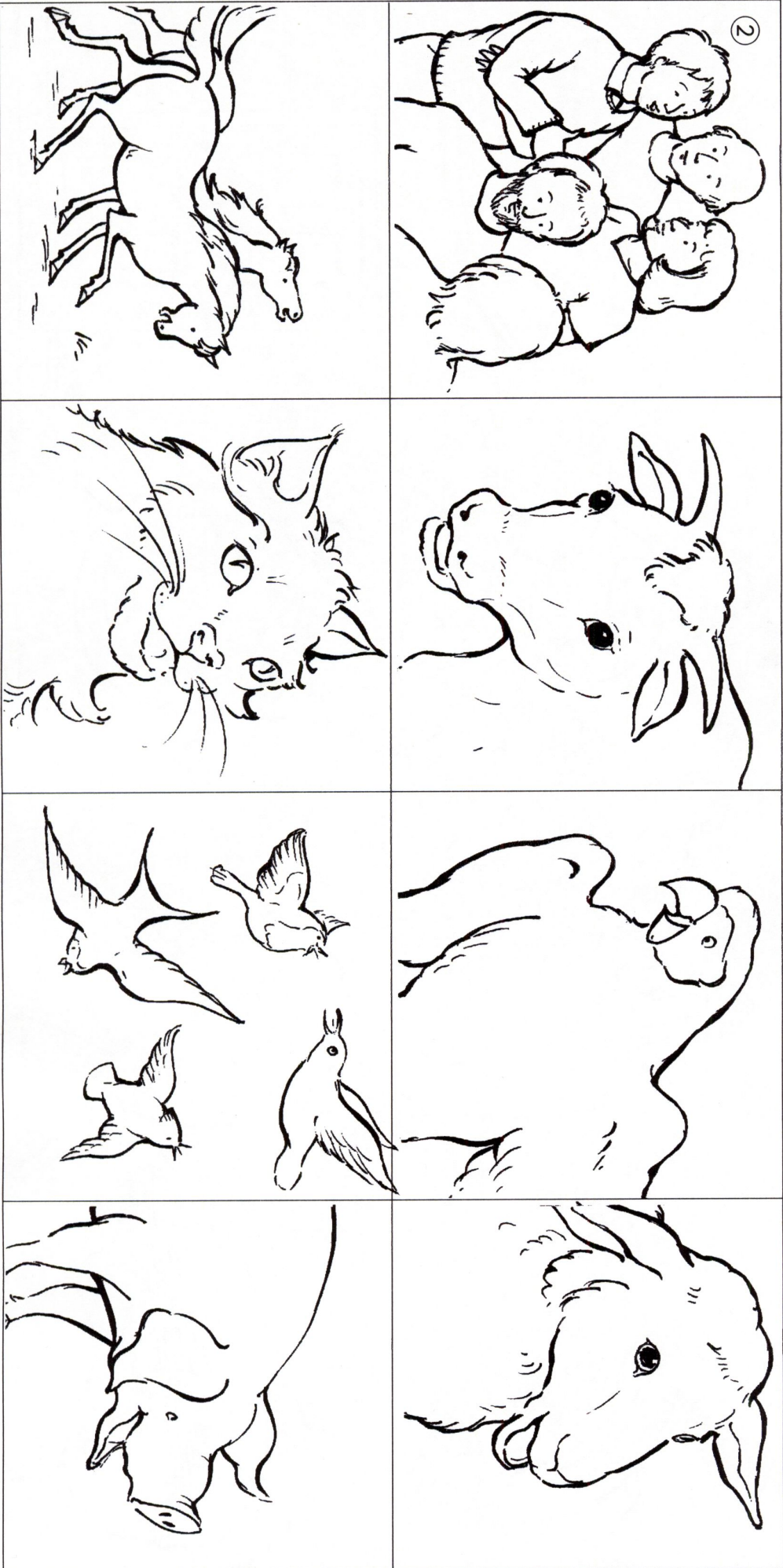
To use with the Creation Sounds audio cassette tape – Side 1 (for 1 or several children).
The number of the game is indicated at the top left-hand corner.

Some counters are needed for this game. When a particular sound is recognised, then the appropriate associated picture is covered with the counter by the child/children.



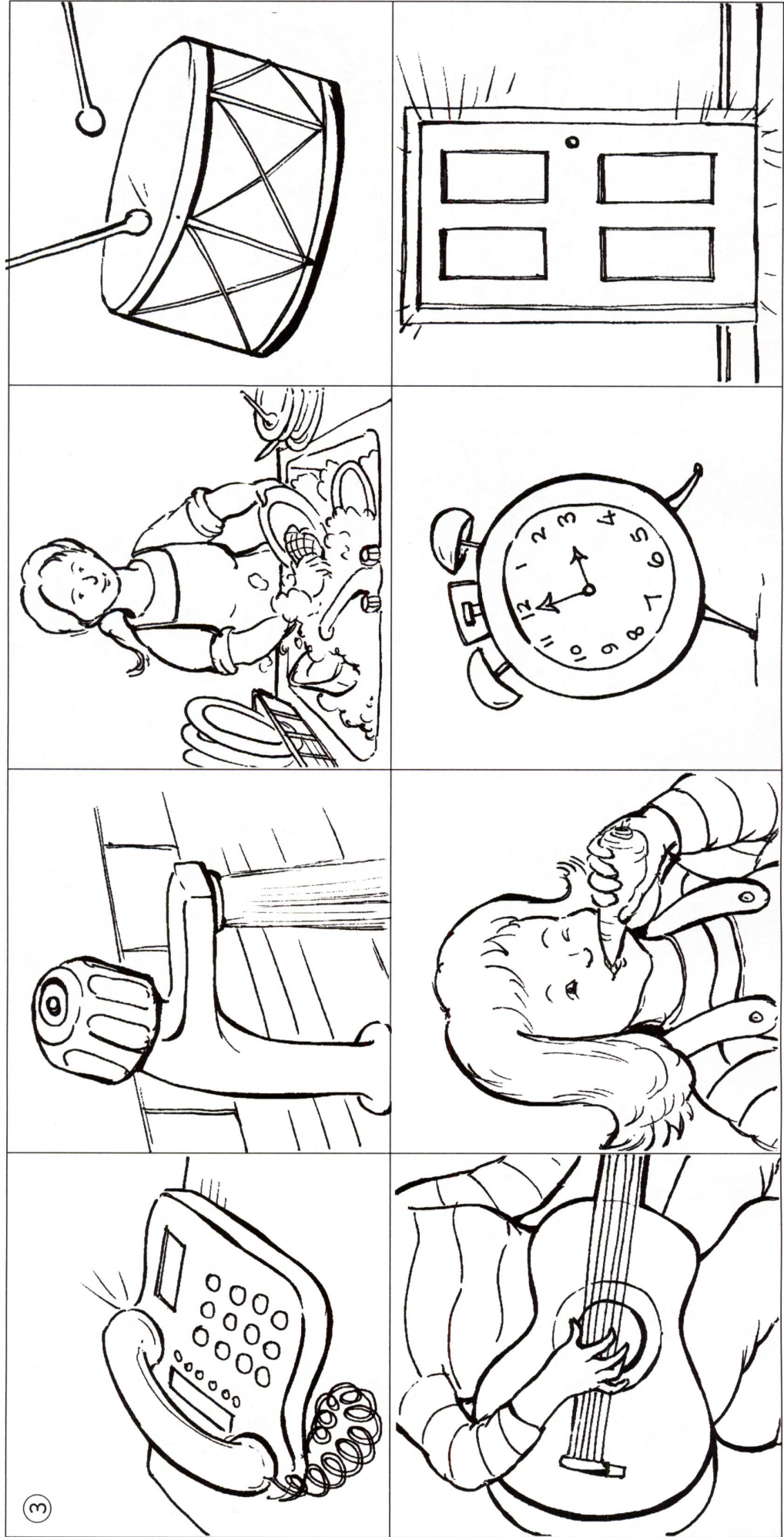
Game 2

To use with the Creation Sounds audio cassette tape – Side 1 (for 1 or several children).
The number of the game is indicated at the top left-hand corner.
Some counters are needed for this game. When a particular sound is recognised, then
the appropriate associated picture is covered with the counter by the child/children.



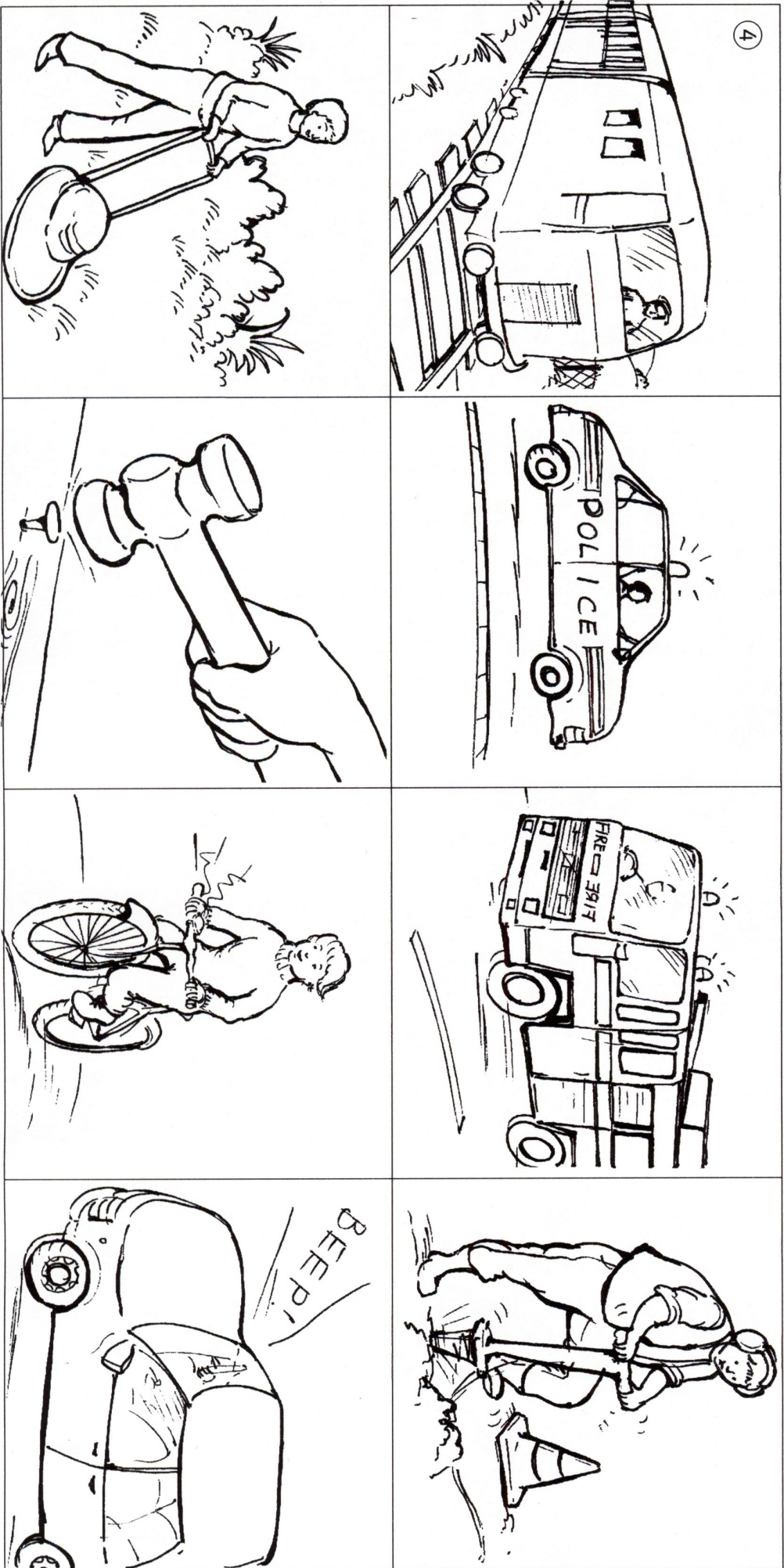
Game 3

To use with the Creation Sounds audio cassette tape – Side 1 (for 1 or several children).
The number of the game is indicated at the top left-hand corner.
Some counters are needed for this game. When a particular sound is recognised, then the appropriate associated picture is covered with the counter by the child/children.



Game 4

To use with the Creation Sounds audio cassette tape – Side 1 (for 1 or several children).
The number of the game is indicated at the top left-hand corner.
Some counters are needed for this game. When a particular sound is recognised, then the appropriate associated picture is covered with the counter by the child/children.



INDEX (The numbers refer to the Activity sheets)

EARLY LEARNING GOALS

Creative Development	2, 6, 10, 14-15, 20, 22-23, 26-28, 30-34, 40, 42, 45-46, 50-53, 56-59
Knowledge and Understanding of the World	5, 7, 10, 14, 16-21, 23-28, 30-31, 33-34, 36-37, 42, 44-49, 52, 54, 57-58, 60
Language and Literacy	2, 5-8, 10, 12-18, 20-21, 24, 26-34, 36-39, 42, 44-53, 55, 57-60
Mathematics	1, 4-7, 9-10, 12-16, 19-21, 23-32, 34-35, 37-45, 47-49, 51-54, 56-58, 60
Personal and Social Development	2, 18, 26, 45, 48-51, 55, 57, 59
Physical Development	3-4, 7-8, 10-12, 14, 16-25, 28, 30-39, 42-53, 55-60

EARLY LEARNING SKILLS

Counting	1, 7, 9, 13, 19, 23-25, 28, 31-32, 34-35, 38-39, 41, 44, 47-48, 53-54, 56, 60
Cutting	4, 10-12, 14, 17, 20, 22, 31, 33, 37-39, 43, 50-51, 55, 57, 60
Dot-To-Dot	8, 20, 43, 53, 57
Drawing	1-2, 4-6, 9-16, 19, 22-23, 26, 28, 30-32, 34, 40-41, 45-46, 48, 50-52, 54, 56-59
Glueing	10, 14, 20, 22, 27, 33, 38-39, 45, 51, 55, 57, 60
Jigsaw	4, 11, 22
Letter Formation Practice	10, 16, 18, 21, 24, 30, 32, 36, 39, 42, 46-47, 50-51
Pencil Practice	3, 7, 16, 21, 24-26, 29, 34-36, 41-46, 49, 53, 56, 58, 60
Sorting	1, 5, 7, 12, 17, 20, 25, 31, 37-40, 43-44, 48-49, 54-55, 57-60
[Extra Activities	14, 22, 26, 30, 33-34, 45-46, 48, 52, 57]

FACETS OF GOD'S CHARACTER

Care	2, 28-29, 34, 42, 57, 59
Giving	16, 18, 20, 43-44, 51, 54, 58
Goodness	6, 13, 45, 48, 52
Greatness	3, 9, 11, 15, 19, 21, 23-26, 32, 36-37, 40-41
Light	5, 10
Love	8, 49-50, 55
Order	7, 12, 17, 31, 35, 46, 53, 56, 60
Power	1, 4, 14, 22, 27, 30, 33, 38-39, 47